





# Note Reading

Remember: always check your HEIGHT and DISTANCE before you play. Sit tall and free!  
Find your natural piano hand shape, drop freely into the key, and land on your fingertip.

Pick a space or line and draw a note. Label it as Do for any Do position you know.  
Then write the notes Do-Re-Mi-Fa-Sol and Do-Mi-Sol. Play on the piano.




Pick a space or line and draw a note. Label it as La for any La position you know.  
Then write the notes La-Ti-Do-Re-Mi and La-Do-Mi. Play on the piano.




## BONUS:

Draw a Treble Clef. Label the "G" line.  
Write the Do or La positions given below  
*For Do, write Do-Re-Mi-Fa-Sol and Do-Mi-Sol. For La, write La-Ti-Do-Re-Mi and La-Do-Mi.*



G-Do


a-la



C-Do

e-la

Draw a Bass Clef. Label the "F" line.  
Write the Do or La position given.



c-la

G-Do